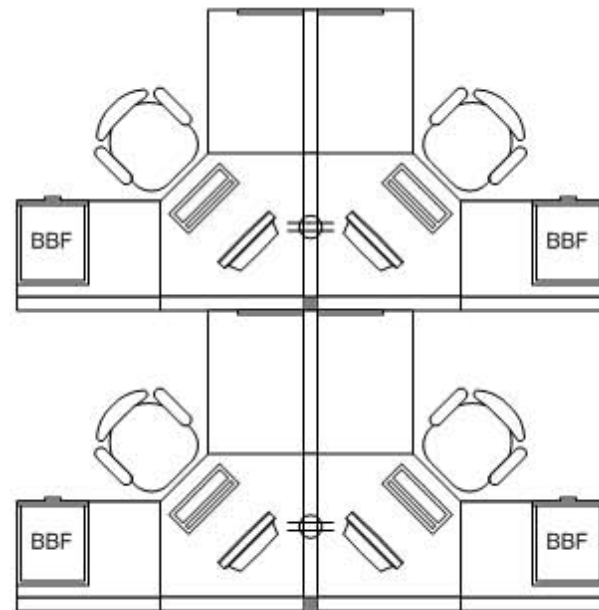




**Typical 6' x 6' cubicle  
(1 BBF ped. included)**

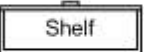


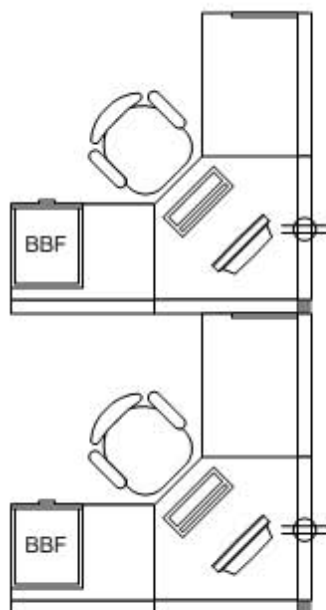
**Layout # 1 - Cluster type  
(freestanding)**

Ref. 66531 - **Net \$890.00** per cubicle  
Electrical option Ref. E1 add \$68.00 per

 **Electrical OPTION:** Panel base with 2 electrical receptacles and 1 kit support for 3 RJ45 data/network cables

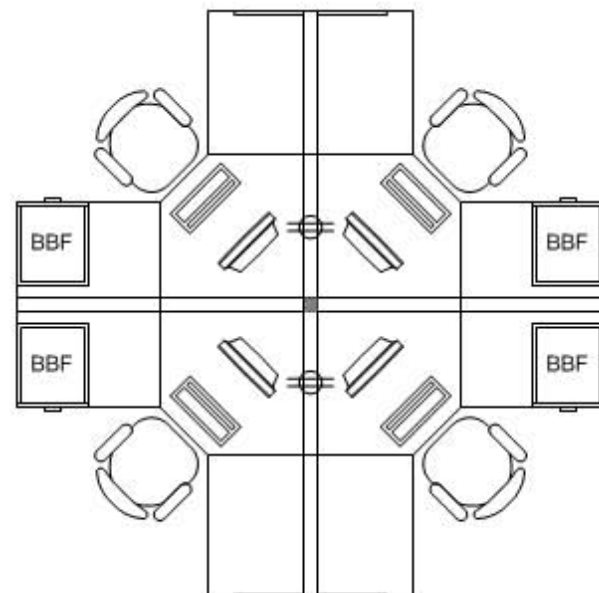
 **Pedestal OPTION:** Additional 2-drawers pedestal, FF type, ref. FF, net \$135.00

 **Open shelf OPTION:** Hanging open shelf, 36" wide ref. DB4, net \$82.00



**Layout # 2 - Row type**

(against wall) Ref. 66532W - **Net \$976.00** per cubicle  
(freestanding) Ref. 66532F - **Net \$1,069.00** per cubicle  
Electrical option Ref. E2 add \$107.00 per



**Layout # 3 - Clover type  
(freestanding)**

Ref. 66533 - **Net \$759.00** per cubicle  
Electrical option Ref. E3 add \$68.00 per