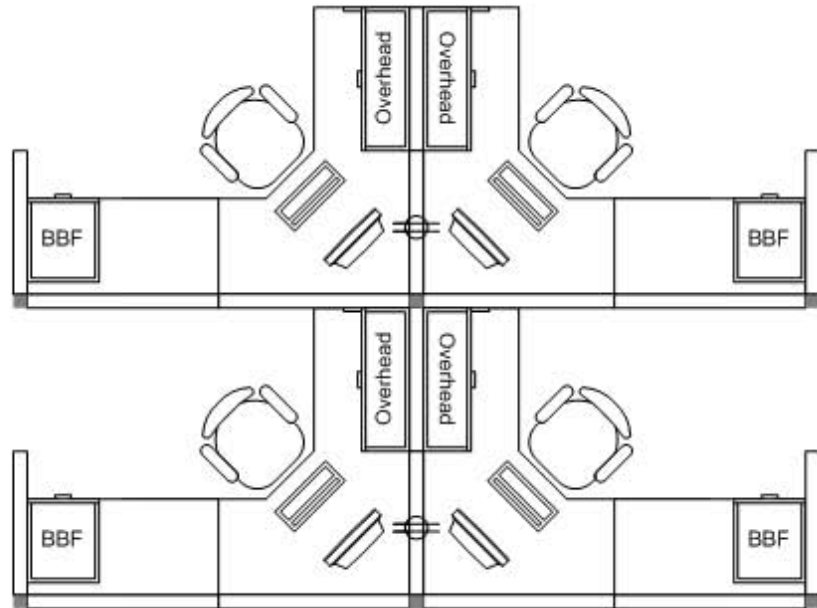




Typical 8' x 6' cubicle
(1 BBF ped., 1 overhead included)




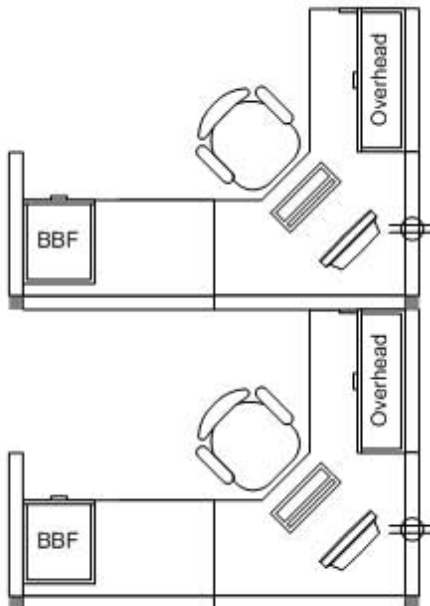
Layout # 1 - Cluster type
(freestanding)

Ref. 8653691 - **Net \$1,259.00** per cubicle
Electrical option Ref. E1 add \$68.00 per

 **Electrical OPTION:** Panel base with 2 electrical receptacles and 1 kit support for 3 RJ45 data/network cables

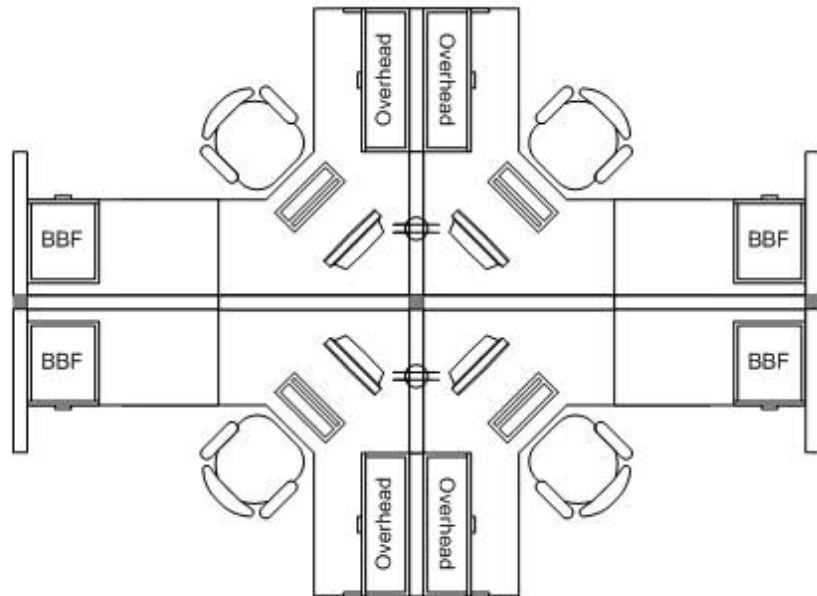
 **Pedestal OPTION:** Additional 2-drawers pedestal, FF type, ref. FF, net \$135.00

 **Open shelf OPTION:** Hanging shelf, 36" wide, ref. DB4, net \$82.00, 48" ref. DB6, net \$89.00



Layout # 2 - Row type

(against wall) Ref. 8653692W - **Net \$1,340.00** per cubicle
(freestanding) Ref. 6653692F - **Net \$1,449.00** per cubicle
Electrical option Ref. E2 add \$107.00 per



Layout # 3 - Clover type
(freestanding)

Ref. 8653693 - **Net \$999.00** per cubicle
Electrical option Ref. E3 add \$68.00 per