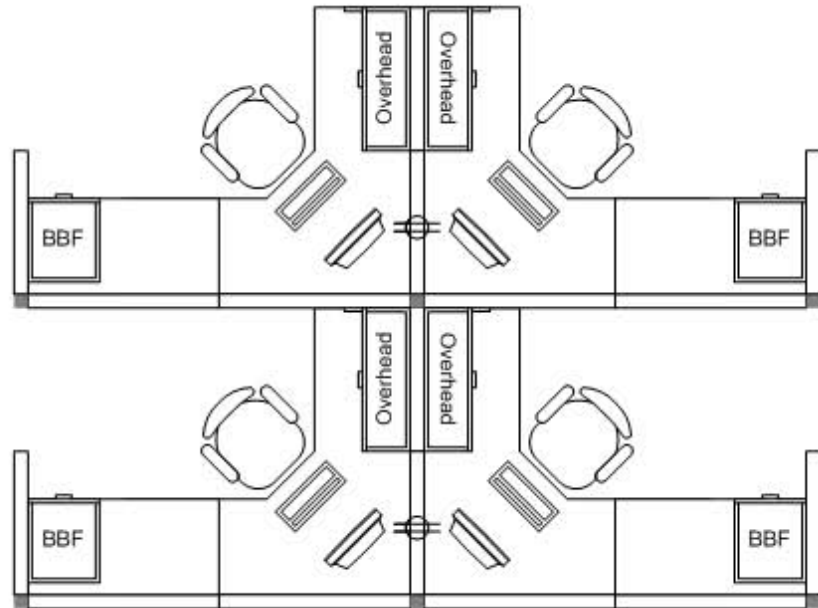




**Typical 8' x 6' cubicle**  
(1 BBF ped., 1 overhead included)



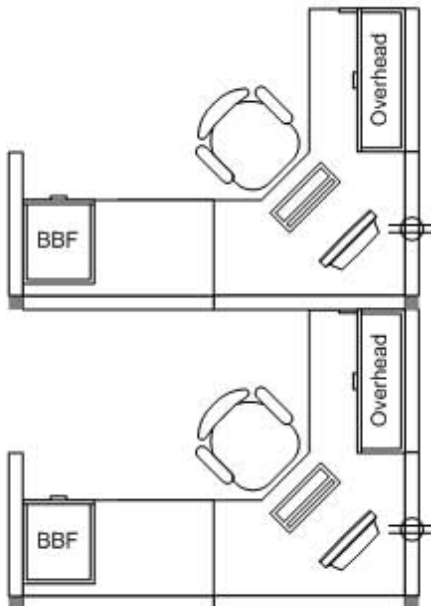
**Layout # 1 - Cluster type**  
(freestanding)

Ref. 86691 - **Net \$1,387.00** per cubicle  
Electrical option Ref. E1 add \$68.00 per

 **Electrical OPTION:** Panel base with 2 electrical receptacles and 1 kit support for 3 RJ45 data/network cables

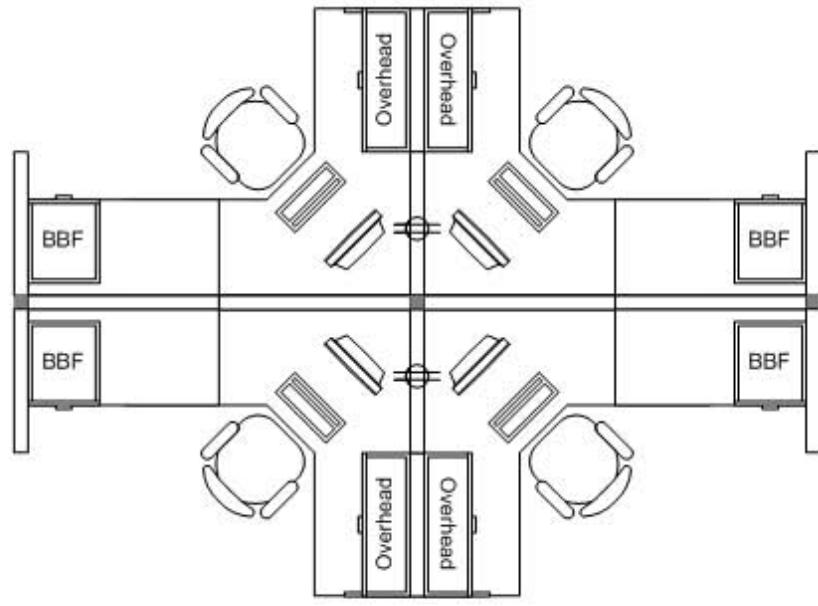
 **Pedestal OPTION:** Additional 2-drawers pedestal, FF type, ref. FF, net \$135.00

 **Open shelf OPTION:** Hanging shelf, 36" wide, ref. DB4, net \$82.00, 48" ref. DB6, net \$89.00



**Layout # 2 - Row type**

(against wall) Ref. 86692W - **Net \$1,464.00** per cubicle  
(freestanding) Ref. 86692F - **Net \$1,588.00** per cubicle  
Electrical option Ref. E2 add \$107.00 per



**Layout # 3 - Clover type**  
(freestanding)

Ref. 86693 - **Net \$1,154.00** per cubicle  
Electrical option Ref. E3 add \$68.00 per