

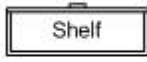
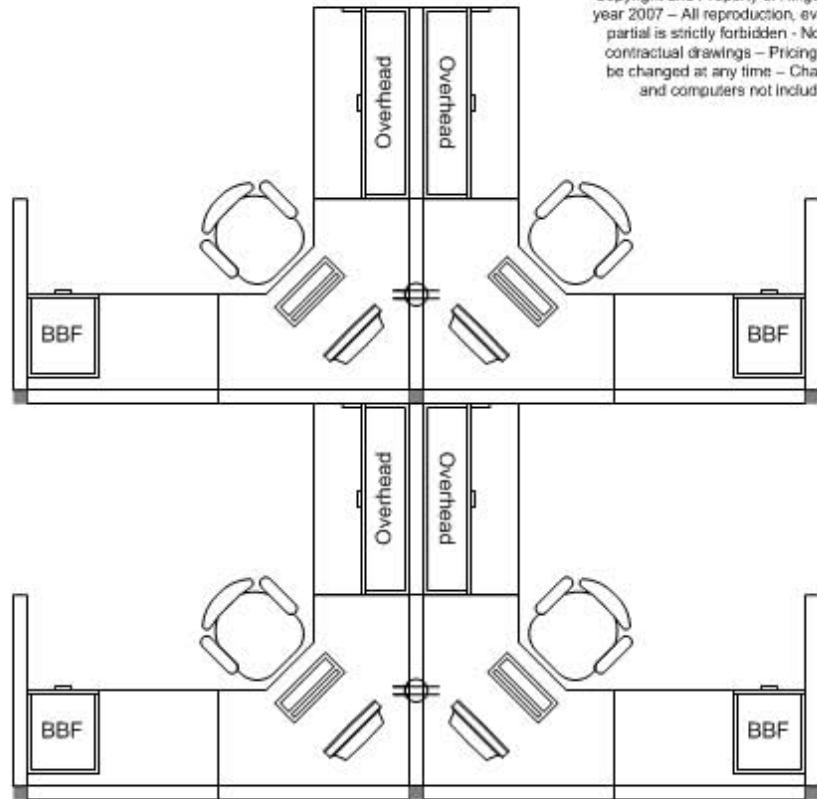


Typical 8' x 8' cubicle
(1 BBF ped., 1 overhead included)

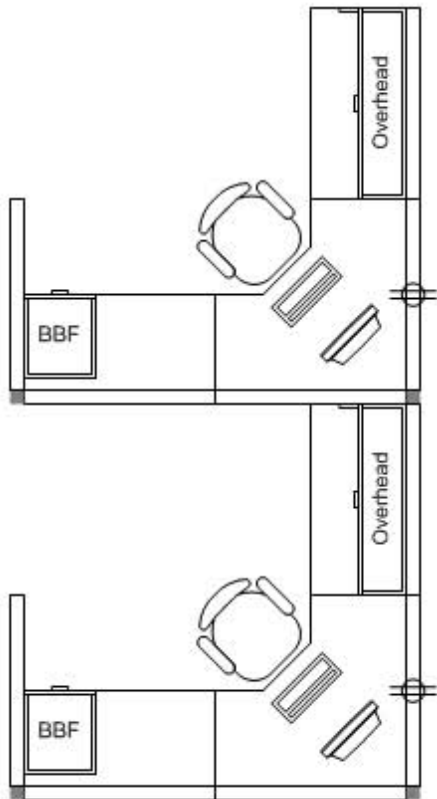
 **Electrical OPTION:** Panel base with 2 electrical receptacles and 1 kit support for 3 RJ45 data/network cables

 **Pedestal OPTION:** Additional 2-drawers pedestal, FF type, ref. FF, net \$135.00

 **Open shelf OPTION:** Hanging open shelf, 48" wide, ref. DB6, net \$89.00



Layout # 1 - Cluster type
(freestanding) Ref. 88691 - **Net \$1,499.00** per cubicle
Electrical option Ref. E11 add \$95.00 per

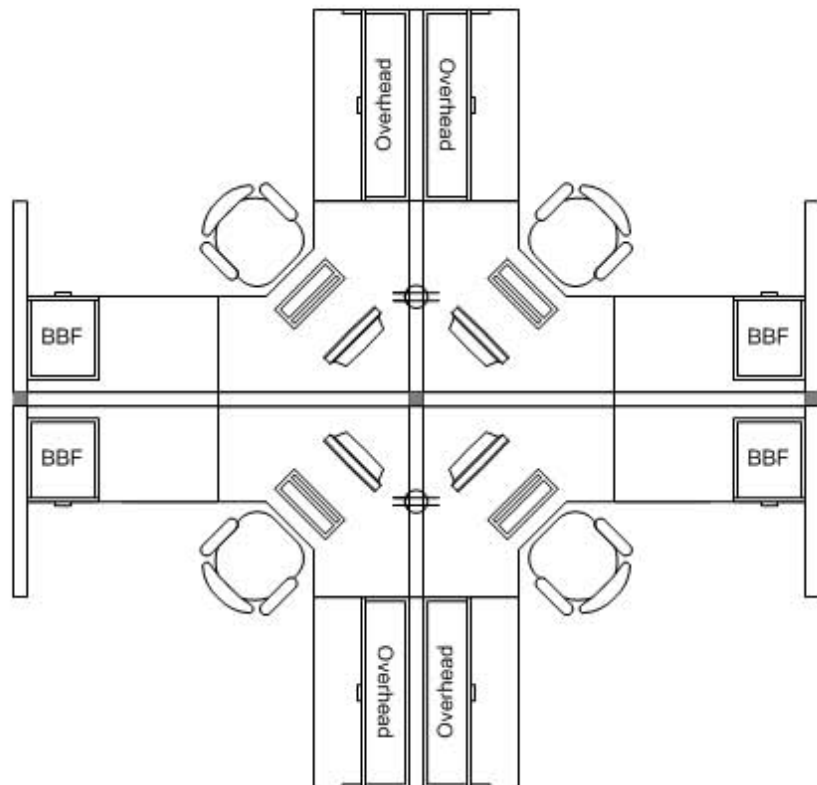


Layout # 2 - Row type

(against wall) Ref. 88692W - **Net \$1,588.00** per cubicle

(freestanding) Ref. 88692F - **Net \$1,736.00** per cubicle

Electrical option Ref. E21 add \$172.00 per



Layout # 3 - Clover type

(freestanding) Ref. 66533 - **Net \$1,278.00** per cubicle

Electrical option Ref. E31 add \$107.00 per